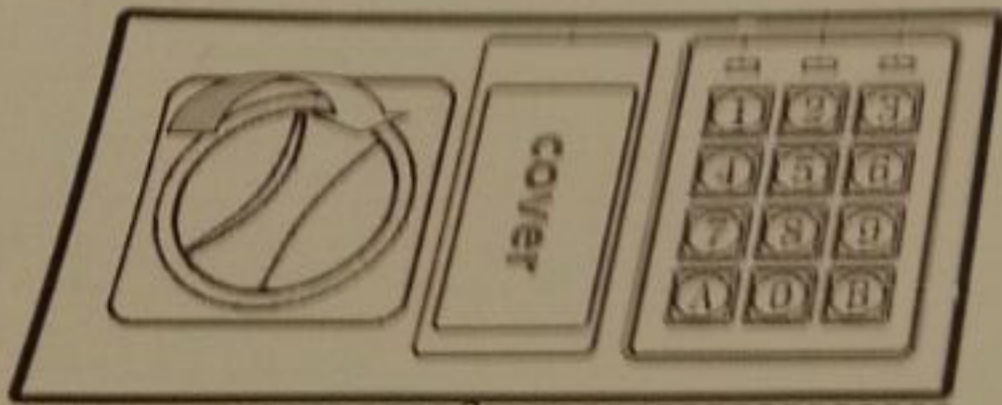


Instruction

Accessories list

Desiccant	Bolts	Batteries	Carpet	Emergency key
1PC	2PC	4PC	1PC	2PC

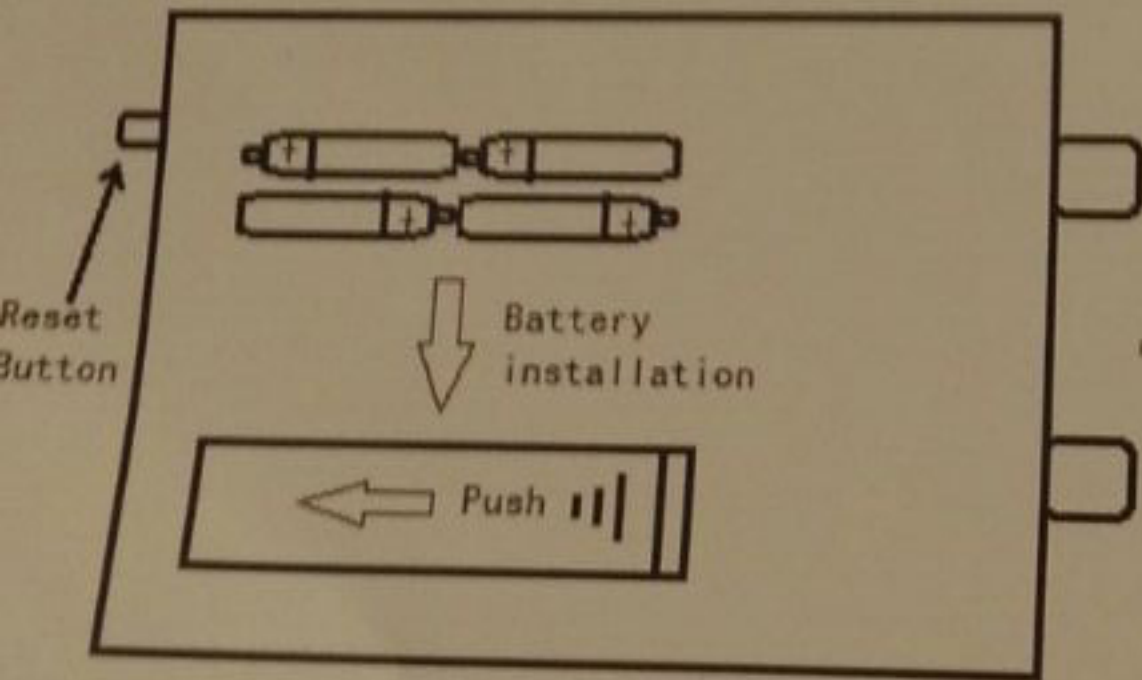
● HOW TO OPEN THE SAFE



Step1: Turn off the cover, then insert the emergency key turn to left. ↶

Step2: Turn the knob to right, then open the door.

● HOW TO SET USER AND MASTER CODE

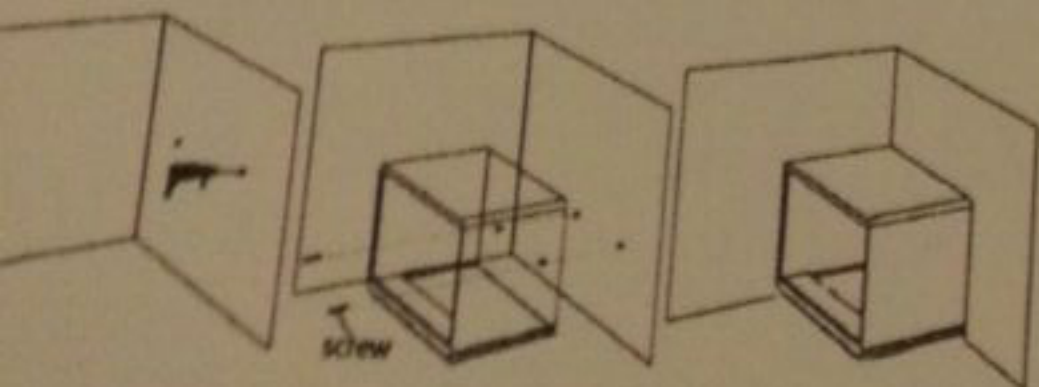


Step1: When door is open, open the battery compartment then insert batteries.

Step2: Push the Reset button, you can input user code (from 3-8 digits) within 15 seconds. Then press "B" to confirm it.

Step3: with the door open, press "0" two times, then press the reset button and press your master code(3—8digits), then press 'A' to confirm it.

INSTALLING THE SAFE



Step1: Drill holes for expansion bolts right place

Step2: Use the expansion bolts to secure case to the wall.

Step3: make sure the case is mounted in as required and then tighten all s